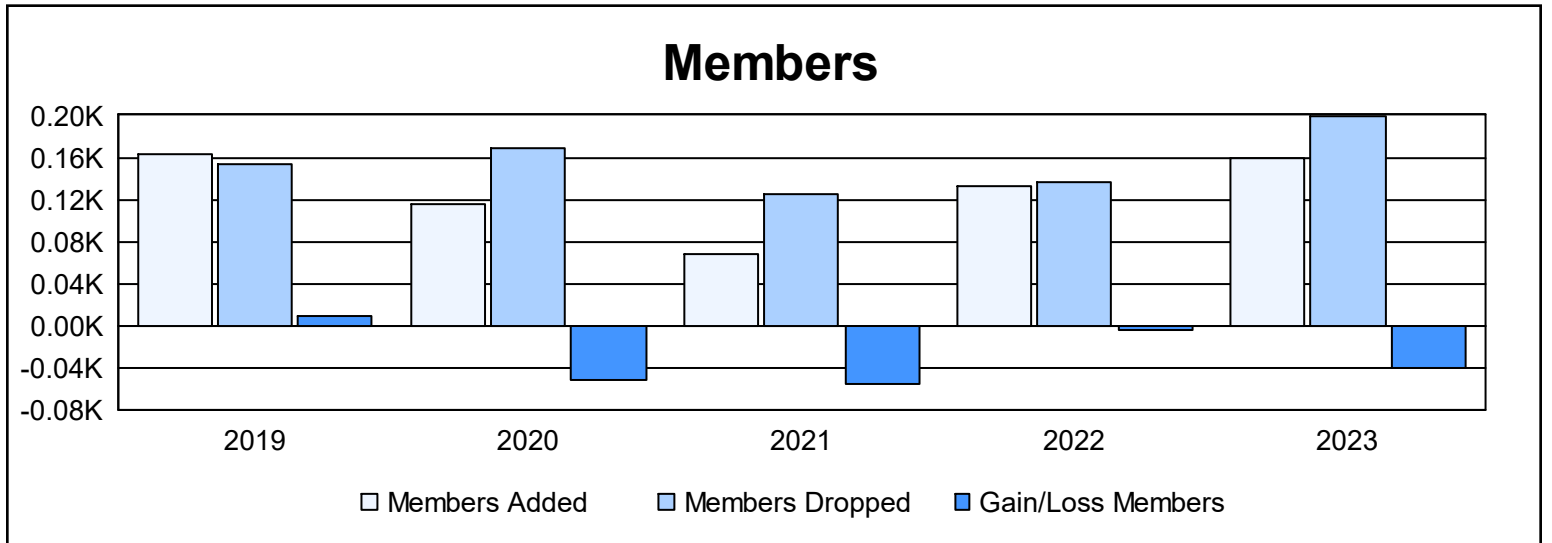
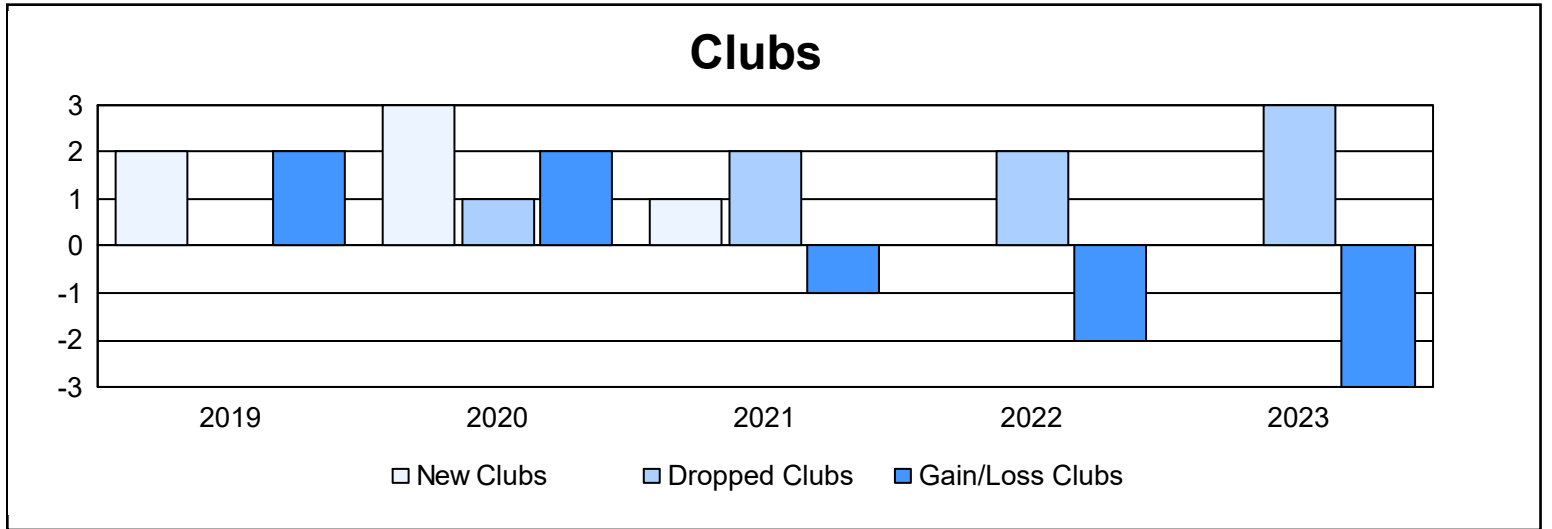
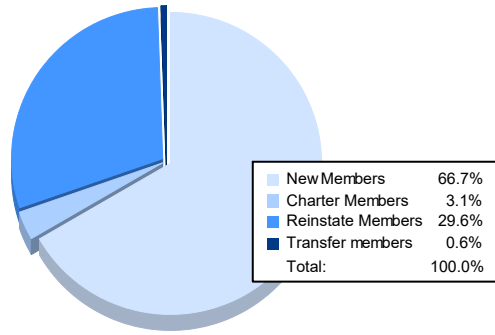


| Year | New Clubs | Dropped Clubs | Gain/ Loss Clubs | New Members | Charter Members | Reinstate Members | Transfer Members | Total Member Added | Total Members Dropped | Gain/ Loss Members |
|----------------|-----------|---------------|------------------|-------------|-----------------|-------------------|------------------|--------------------|-----------------------|--------------------|
| 2018-2019 | 2 | 0 | 2 | 94 | 43 | 21 | 4 | 162 | 153 | 9 |
| 2019-2020 | 3 | 1 | 2 | 76 | 35 | 2 | 3 | 116 | 168 | -52 |
| 2020-2021 | 1 | 2 | -1 | 54 | 9 | 4 | 1 | 68 | 124 | -56 |
| 2021-2022 | 0 | 2 | -2 | 112 | 3 | 17 | 1 | 133 | 137 | -4 |
| 2022-2023 | 0 | 3 | -3 | 106 | 5 | 47 | 1 | 159 | 199 | -40 |
| Average | 1 | 2 | 0 | 88 | 19 | 18 | 2 | 128 | 156 | -29 |



Membership Composition June 2023 Cumulative



Gender Composition June 2023 Cumulative

